

# GRINDING GUIDE

GRINDING AND POLISHING SYSTEMS



**SCANMASKIN**  
MACHINES—MINERALS—KNOW-HOW



## CONTENT

### Machines

- Grinders 4
- DSP (Display) 10
- Propane models 11
- Industrial Vacuums 12

### Tooling

- Diamond tooling for coating removal 14
- Diamond tooling for concrete grinding 16
- Diamond tooling for polishing 22
- Polishing and impregnations 25

### Grinding Guide

- Removal Work and Floor Preparation 30
- Scan Combifloor - Standard 31
- Scan Combifloor - Medium 32
- Scan Combifloor - Exclusive 33
- Scan Combifloor - Matte 34
- Granite, Marble and Sandstone 35
- Bridges and Parking Areas 36
- Hardwood Bridges 36
- Hardwood Floors 37

### Other Machines

- Scarifiers 38
- Power Trowel Machine 39



### SCANMASKIN 18

With Scanmaskin 18 you can grind and smooth old, painted and damaged wood flooring as well as new ones, and it works equally well when grinding plank flooring as parquet floors.

Scanmaskin 18 is, thanks to its size, a very smooth machine that you can easily get close to the wall with. It is also equipped with adjustable speed so you can adjust the speed to the type of surface you will grind. Adjustable speed is often crucial when sanding wooden floors. There are a large number of tools and sandpapers in different grits that you easily can mount on the machine with velcro holders or our custom made ScanOn discs.

The ScanOn discs enables easy and quick handling when changing or assembling tools. With a simple touch the tools are fitted in custom cuts and with a light push they are in place.

For smooth and simple transport the Scanmaskin 18 is easy to separate into two parts.

#### TECHNICAL DATA

**Available in two versions:**  
**110-120 V, max 15 Amp or 220-240V, 12 Amp.**

Voltage: 110-120 V1 ~ or 220-240 V1 ~  
 Motor Power: 1,1 kW or 2,2 Kw  
 Current: 15 Amp or 12 Amp.  
 Frequency: 50-60 Hz  
 Grinding speed: 200-500 rpm or 300-750 rpm  
 Grinding disc: 3 x 150 mm / 3 x 6"  
 Grinding width: 450 mm / 18"  
 Weight: 95 kg / 210 lbs. (grind unit 65 kg / 145 lbs. + handle 30 kg / 66 lbs.)  
 Other: CE-marking

### SCANCOMBIFLEX 450

The ScanCombiflex 450 (SC 450) is the first model in a new generation of floor grinders, which combines a small footprint with high productivity. It is a versatile grinder for both aggressive and fine grinding of concrete and natural stone surfaces and also very effective in removing impurities, like paint and carpet residues.

SC 450 is a flexible and easy to use grinding machine perfect for the rental market and smaller renovating business. Although the machine is light it still has a robust and stable construction made of steel, which makes it very durable and steady to operate. The construction with spring-steel flex heads reduces the vibrations and allows the machine to grind rough surfaces with minimal effort.

#### TECHNICAL DATA

**Available in two versions:**  
**110-120 V, 20 Amp or 220-240V, 10 Amp.**

Voltage: 110-120 V ~ or 220-240 V ~  
 Motor power: 1,5 kW  
 Current: 20 Amp or 10 Amp  
 Frequency: 60 Hz or 50 Hz  
 Grinding Speed: 875 rpm or 750 rpm  
 Grinding disc: 3 x 150 mm / 3 x 6"  
 Grinding width: 450 mm / 17,5"  
 Weight: 90 kg / 198 lbs.  
 Other: CE-marking



### SCANCOMBIFLEX 330

ScanCombiflex 330 (SC 330) is a powerful and easy to use machine. It is one of the most versatile machines on the market. The 330 mm grinding disc is effective when grinding smaller areas, removal of tough coatings and also works very nicely in preparatory work. With a simple maneuver SC 330 can also be made into an edge grinder that can be adjusted for grinding in two different directions.

The 330 mm disc on the SC 330 can be configured with 3, 6, or 9 of our metal or resin bond diamond tools. This allows the machine to cut more aggressively when necessary, or grind soft surfaces by spreading out the weight and using more tools. Sandpaper and our ScanPad Dancers can also be used with the SC 330. For smooth and simple transport the SC330 is easy to separate into two parts.

ScanCombiflex 330 is available in several performance models with different accessories.

#### TECHNICAL DATA

##### ScanCombiflex 330

**1-phase**  
**Available in two versions:**  
**110-120 V, 20 Amp or 220-240V, 10 Amp.**  
 Voltage: 110-120 V1 ~ or 220-240 V1 ~  
 Motor power: 1,5 kW  
 Current: 20 Amp or 10 Amp  
 Frequency: 60 Hz or 50 Hz  
 Grinding Speed: 750 rpm or 600 rpm  
 Grinding disc: 1 x 330 mm / 1 x 13"  
 Grinding width: 330 mm / 13"  
 Weight: 65 kg / 143 lbs.  
 Other: CE-marking

##### 3-phase

Voltage: 380-480 V 3 ~  
 Motor power: 4 kW  
 Current: 16 Amp.  
 Frequency: 50-60 Hz  
 Grinding speed: 1430 rpm  
 Grinding disc: 1 x 330 mm / 1 x 13"  
 Grinding width: 330 mm / 13"  
 Weight: 65 kg / 143 lbs.  
 Other: CE-marking.

##### ScanCombiflex 330 RS

##### 1-phase

**Available in two versions:**  
**110-120 V, max 15 Amp or 220-240V, 10 Amp.**  
 Voltage: 110-120 V1 ~ or 220-240 V1 ~  
 Motor Power: 1,1 kW or 1,5 kW  
 Current: 15 Amp or 10 Amp.  
 Frequency: 50-60 Hz  
 Grinding speed: 150-400 rpm or 250-750 rpm  
 Grinding disc: 1 x 330 mm / 13"  
 Grinding width: 330 mm / 13"  
 Weight: 70 kg / 154 lbs.  
 Other: CE-marking

##### 3-phase

Voltage: 380-480 V 3~  
 Motor power: 4 kW  
 Current: 16 Amp.  
 Frequency: 50-60 Hz  
 Grinding speed: 250-1500 rpm  
 Grinding disc: 1 x 330 mm / 1 x 13"  
 Grinding width: 330 mm / 13"  
 Weight: 70 kg / 154 lbs.  
 Other: CE-marking



### SCANCOMBIFLEX 450 NS

ScanCombiflex 450 NS (SC 450 NS) also combines the small size with big grinding power and high efficiency. The SC 450 NS comes standard with a built-in water tank for wet grinding which makes the machine suitable for grinding of terrazzo and eliminates the need for an external water source.

SC 450 NS is flexible, easy to use and suitable for both the rental market and smaller renovation business. The SC 450 NS also features variable speed, which is crucial for certain grinding and polishing applications along with coating removal.

The construction of the SC450 NS is very robust and stable and made of steel. This makes the machine very durable and stable to operate. The construction with spring-steel flex heads reduces the vibrations and allows the machine to grind rough surfaces with minimal effort.

#### TECHNICAL DATA

Voltage: 220-240 V~  
 Motor power: 2,2 kW  
 Current: 12 Amp.  
 Frequency: 50-60 Hz  
 Grinding speed: 500-1050 rpm  
 Grinding disc: 3 x 150 mm / 3 x 6"  
 Grinding width: 450 mm / 17,5"  
 Weight: 125 kg / 275 lbs.  
 Water tank: 18 liters  
 Other: CE-marking





### SCANCOMBIFLEX 500 i

ScanCombiflex 500 i (SC 500 i) is a highly effective and powerful machine in contrary to its compact size. The machine has a high reliability and it is easy to get started with and simple to operate and maneuver.

It is a robust and strong machine for use when grinding concrete and stone. You can also use it for renovating, removing coatings and remove impurities from the surface.

For the SC 500 i there is a large variety of grind-, polish-, scratch tools and sandpapers for different surfaces and conditions.

The SC 500 i features 100% steel construction, along with our patented flex head system for reduced vibration and smooth operation on rough surfaces. This construction gives a reliable machine with minimal maintenance.

#### TECHNICAL DATA

Voltage: 380-480 V 3~  
 Motor power: 4 kW  
 Current: 16 Amp.  
 Frequency: 50-60 Hz  
 Grinding speed: 950 rpm  
 Grinding disc: 3 x 150 mm / 3 x 6"  
 Grinding width: 500 mm / 20"  
 Weight: 150 kg / 330 lbs.  
 Other: CE-marking

### SCANCOMBIFLEX 500 PD

ScanCombiflex 500 PD (SC 500 PD) comes with a built-in water tank for wet grinding. This takes away the problem with external water supply. It is an efficient and strong machine for use when grinding concrete, stone and terrazzo. You can also use it for renovating, removing coatings and remove impurities from the surface.

For the SC500 PD there is a large variety of grind-, polish-, scratch tools and sandpapers for different surfaces and conditions.

The SC 500 PD features 100% steel construction, along with our patented flex head system for reduced vibration and smooth operation on rough surfaces. This construction gives a reliable machine with minimal maintenance. As standard, the SC 500 PD is equipped with adjustable speed, this makes the machine work very well on all types of surfaces, such as concrete, stone and terrazzo.

#### TECHNICAL DATA

Standard	1-phase
Voltage: 380-480 V 3~	Voltage: 220-240 V~
Motor power: 4 kW	Motor power: 4 kW
Current: 16 Amp.	Current: 30 Amp.
Frequency: 50-60 Hz	Frequency: 50-60 Hz
Grinding speed: 250-1150 rpm	Grinding speed: 250-1150 rpm
Grinding disc: 3 x 150 mm / 3 x 6"	Grinding disc: 3 x 150 mm / 3 x 6"
Grinding width: 500 mm / 20"	Grinding width: 500 mm / 20"
Weight: 160 kg / 353 lbs.	Weight: 160 kg / 353 lbs.
Water tank: 18 liters	Water tank: 18 liters
Other: CE-marking	Other: CE-marking



### SCANCOMBIFLEX 650

The ScanCombiflex 650 (SC 650) is a robust and stable machine made of steel, designed for both residential and commercial projects with its grinding width of 650mm. The SC 650 uses a patented planetary system to drive its three heads. This patented system uses a double-sided cog belt. The components are carefully chosen to ensure a safe dependable operation and high quality

SC 650 is extremely durable and easy to maintain. The design helps to reduce the torque and stress on the operator. With the SC 650 there is also the option for wet grinding by using the simple water connection.

#### TECHNICAL DATA

Standard	Alternative
Current: 16 Amp/ 30 Amp.	Current: 16 Amp/ 30 Amp.
Frequency: 50-60 Hz	Frequency: 50-60 Hz
Grinding speed: 350-900 rpm	Grinding speed: 350-900 rpm
Grinding disc: 3 x 210 mm / 3 x 8,3"	Grinding disc: 3 x 210 mm / 3 x 8,3"
Grinding width: 650 mm / 25,6"	Grinding width: 650 mm / 25,6"
Weight: 320 kg / 705 lbs.	Weight: 320 kg / 705 lbs.
Other: CE-marking	Other: CE-marking

**1-phase**

Voltage: 220-240 V~  
 Motor power: 4 kW



### SCANCOMBIFLEX 700 RC

The ScanCombiflex 700RC (SC 700RC) is a robust and stable machine made of steel, for grinding of both small and large areas. SC 700 RC is equipped with our patented drive system that enables a stable and smooth grinding. SC 700RC has three rotating grinding discs that rotate in the opposite direction relative to how the gear housing is mounted.

The SC700 RC grinds and polish the floor surface in a fast and efficient way. A great advantage of SC 700 RC is our user-friendly radio control which is controlled via "Bluetooth". The operator can easily control the speed of the grinding wheels, the speed of the drive wheels and get information about SC700RC via a display on the radio control.

A radio-controlled machine provides a minimal load and no vibration for the operator while the grinding capacity of the number of square meters per hour increases significantly. The SC700RC built-in battery power on the drive wheels facilitates movement and loading and unloading.

This machine can also be equipped with a display positioned on the machine's control panel. The computer mounted on the control panel gives the operator feedback and warnings throughout the grinding process.

#### TECHNICAL DATA

Standard	Alternative
Voltage: 380-480 V 3~	Voltage: 380-480 V 3~
Motor power: 7,5 kW	Motor power: 11 kW
Current: 16 Amp.	Current: 32 Amp.
Frequency: 50-60 Hz	Frequency: 50-60 Hz
Grinding speed: 250-950 rpm	Grinding speed: 500-1100 rpm
Grinding disc: 3 x 240 mm / 3 x 9,5"	Grinding disc: 3 x 240 mm / 3 x 9,5"
Grinding width: 700 mm / 27,5"	Grinding width: 700 mm / 27,5"
Weight: 470 kg / 1036 lbs.	Weight: 470 kg / 1036 lbs.
Other: CE-marking	Other: CE-marking





### SCANCOMBIFLEX 800

The ScanCombiflex 800 (SC 800) is a robust and stable machine made of steel, designed for high productivity in large areas. The SC 800 offers 800 mm (32in) of grinding power combined with 380 kg (838 lbs.) of weight, making it the perfect machine for commercial applications where you need a high capacity grinding. SC 800 is equipped with our patented drive system, which gives the machine a stable and smooth grinding process.

The SC 800 has three grinding heads, which spin in a counter-rotating configuration for increased efficiency and smooth operation. This allows the machine to grind or polish at higher speeds, while at the same time minimizing side torque and stress on the operator. The stable balance in the machine also reduces vibrations for the operator, and enables the machine to produce consistent results with minimal effort. The SC 800 also comes with a water connection so you can use it for wet grinding as well.

#### TECHNICAL DATA

Standard	Alternative
Voltage: 380-480 V 3~	Voltage: 220-240 V 3~
Motor power: 11 kW	Motor power: 7,5 kW
Current: 32 Amp.	Current: 32 Amp.
Frequency: 50-60 Hz	Frequency: 50-60 Hz
Grinding speed: 500-1400 rpm	Grinding speed: 500-900 rpm
Grinding disc: 3 x 240 mm / 3 x 9,5"	Grinding disc: 3 x 240 mm / 3 x 9,5"
Grinding width: 800 mm / 32"	Grinding width: 800 mm / 32"
Weight: 380 kg / 880 lbs.	Weight: 380 kg / 880 lbs.
Other: CE-marking	Other: CE-marking

### SCANCOMBIFLEX 800 RC

The ScanCombiflex 800 RC is a robust and stable machine made of steel, designed for high productivity in both small and large areas. The 800 mm (32 in) grinding footprint is perfect for commercial applications where compact size is important as he SC 800 RC is controlled by the radio control the machine handle can be folded down and then the machine works well even in smaller spaces.

SC 800 RC is equipped with our patented drive system that enables a stable and smooth grinding. SC 800 RC has three rotating grinding discs that rotate in the opposite direction relative to how the gear housing is mounted.

The truly unique feature of SC 800 RC is the Bluetooth radio control system it uses for controlling motion and grinding speed. The rugged, heavy-duty remote control unit allows the operator to move, with a joystick, the machine in any direction, and maneuver with precision in tight areas. You can also activate the "cruise control"

The 800 RC built-in-battery power on the drive wheels facilitates movement and loading and unloading. The battery is automatically loaded up as soon as the machine is connected to electrical main.

This machine can also be equipped with a display positioned on the machine's control panel. The computer mounted on the control panel gives the operator feedback and warnings throughout the grinding process.

#### TECHNICAL DATA

Voltage: 380-480 V 3~	Grinding width: 800 mm / 32"
Motor power: 11 kW	Weight: 460 kg / 1014 lbs.
Current: 32 Amp.	Radio control: Standard
Frequency: 50-60 Hz	Radiofrequency: 2,4 GHz (Bluetooth)
Grinding speed: 500-1100 rpm	Battery remote control: NiHM
Grinding disc: 3 x 240 mm / 3 x 9,3"	Other: CE-marking



REMOTE CONTROLLED



### SCANCOMBIFLEX 1000 RC

The ScanCombiflex 1000 RC (SC 1000 RC) is the largest model in our line of grinding machines. It is a robust and very stable machine, made entirely of steel and designed for commercial applications. The 1000 mm (40in) grinding footprint is perfect for large commercial applications where high productivity is necessary

SC 1000 RC is equipped with our patented drive system that enables a stable and smooth grinding.

The truly unique feature of the SC 1000 RC is the Bluetooth radio control system it uses for controlling motion and grinding speed. The rugged, heavy-duty remote control unit allows the operator to move, with a joystick, the machine in any direction, and maneuver with precision in tight areas. You can also choose your speed and activate the "cruise control" for easier handling of vacuums and cables.

A radio-controlled machine provides a minimal load and no vibration for the operator while the grinding capacity of the number of square meters per hour increases dramatically. The built-in battery backup for the drive wheels makes it easy when loading and unloading, the battery is automatically loaded up as soon as the machine is connected to electrical main. To make your work even easier you can mount an extra front wheel to be used when you move, load and unload the machine.


This machine can also be equipped with a display positioned on the machine's control panel. The computer mounted on the control panel gives the operator feedback and warnings throughout the grinding process.

#### TECHNICAL DATA

Voltage: 380-480 V 3~	Frequency: 50-60 Hz	Grinding width: 1000 mm / 40"
Motor power: 15 kW	Grinding speed: 300-950 rpm	Weight: 700 kg / 1543 lbs.
Current: 32 Amp.	Grinding disc: 6 x 240 mm / 6 x 9,5"	Other: CE-marking



REMOTE CONTROLLED



**SCANCOMBIFLEX 650 DSP**

ScanCombiflex 650 DSP is the optimal helper for each operator. The machine will guide you through the entire grinding process through the integrated computer positioned on the machine's control panel.

By the guiding system on the panel the machine operator gets, via the sensors, feedback and warnings when the tool wear is too high or is completely worn out. The sensors continuously measure the wear and thickness of the tools to guide the operator to optimal consumption. Savings of up to 25% has been demonstrated when changing to the model DSP.

ScanCombiflex 650 DSP (SC 650 DSP) is a robust and stable machine built entirely of steel, designed for commercial projects. SC 650 DSP is equipped with our patented drive system to power the three grinding heads. The drive system is constructed with high quality components like a double-sided toothed belt in combination with a gear ring. The components are carefully selected to ensure high reliability and high quality.

TECHNICAL DATA	
Standard	1-phase
Voltage: 380-480 V 3~	Voltage: 220-240 V~
Motor power: 7,5 kW	Motor power: 4 kW
Current: 16 Amp.	Current: 16 Amp/ 30 Amp.
Frequency: 50-60 Hz	Frequency: 50-60 Hz
Grinding speed: 350-1100 rpm	Grinding speed: 350-900 rpm
Grinding disc: 3 x 210 mm / 3 x 8,3"	Grinding disc: 3 x 210 mm / 3 x 8,3"
Grinding width: 650 mm / 25,6"	Grinding width: 650 mm / 25,6"
Weight: 320 kg / 705 lbs.	Weight: 320 kg / 705 lbs.
Other: CE-marking	Other: CE-marking

**SCANCOMBIFLEX 800 DSP**

ScanCombiflex 800 DSP is the optimal helper for each operator. The machine will guide you through the entire grinding process through the integrated computer positioned on the machine's control panel.

By the guiding system on the panel the machine operator gets, via the sensors, feedback and warnings when the tool wear is too much or is completely worn out. The sensors continuously measure the wear and thickness of the tools to guide the operator to optimal consumption. Savings of up to 25% have been demonstrated when changing to the model DSP.

ScanCombiflex 800 DSP (SC 800 DSP) is a robust and stable machine built entirely of steel, designed for commercial projects. SC 800 DSP is equipped with our patented drive system to power the three grinding heads. The drive system is constructed with high-quality components like a double-sided toothed belt in combination with a gear ring. The components are carefully selected to ensure high reliability and high quality.

TECHNICAL DATA	
Standard	Alternative
Voltage: 380-480 V 3~	Voltage: 220-240 V 3~
Motor power: 11 kW	Motor power: 7,5 kW
Current: 32 Amp.	Current: 32 Amp.
Frequency: 50-60 Hz	Frequency: 50-60 Hz
Grinding speed: 500-1100 rpm	Grinding speed: 500-850 rpm
Grinding disc: 3 x 240 mm / 3 x 9,3"	Grinding disc: 3 x 240 mm / 3 x 9,3"
Grinding width: 800 mm / 32"	Grinding width: 800 mm / 32"
Weight: 380 kg / 837 lbs.	Weight: 380 kg / 837 lbs.
Other: CE-marking	Other: CE-marking

**SCAN COMBIFLEX 650 PROPANE WITH WATER TANK**

The ScanCombiflex 650 PROPANE (SC 650 PROPANE) is a robust and stable machine, designed to be operated 100% from propane, which makes it very flexible and with many different areas of application.

The ScanCombiflex 650 PROPANE is great for outdoor applications where there are limited power options. Of course you can also use the machine indoors, with good ventilation. The machine is equipped with a 22 liter water tank to make it easier for you as a user, especially if the power supply is limited. The water tank binds the dust that occurs while working. With its weight and motor power the SC 650 PROPANE is a powerful and efficient machine.

The ergonomic design allows the machine to grind and polish at higher speeds, while at the same time minimize side torque and stress on the operator. It also reduces vibrations for the operator, and enables the machine to produce consistent results with minimal effort. With the 650 mm grinding width the SC650 Propane is perfect for smaller residential jobs as well as the bigger commercial jobs.

TECHNICAL DATA	
Europe	USA
Motor: Kawasaki FX603	Motor: Kawasaki FX603
Motor Power: 13,2 kW	Motor power: 13,2 kW
Propane tank: P11	Propane tank: 9 kg
Grinding speed: 600-960 rpm	Grinding speed: 600-960 rpm
Grinding disc: 3 x 210 mm / 3 x 8,3"	Grinding disc: 3 x 210 mm / 3 x 8,3"
Grinding width: 650 mm / 25,6"	Grinding width: 650 mm / 25,6"
Weight: 382 kg / 842 lbs.	Weight: 382 kg / 842 lbs.
Water tank: 22 liter	Water tank: 22 liter
Other: CE-marking	Other: CE-marking

**SCAN COMBIFLEX 800 PROPANE WITH WATER TANK**

ScanCombiflex 800 PROPANE (SC 800 PROPANE) is a robust and stable machine that is constructed to be operated without any power supply. It is powered 100% by propane gas, which makes it very flexible with many areas of use.

The ScanCombiflex 800 Propane is great for outdoor applications where there is limited or no power options. Of course you can also use the machine indoors, with good ventilation. With its weight and motor power the SC 800 PROPANE is a powerful and efficient machine. The machine is equipped with a 22 liter water tank to make it easier for you as a user, especially if the power supply is limited. The water tank binds the dust that occurs while working.

The ergonomic design reduces vibration and stress injuries to the operator and the machine can grind and polish at high speeds. SC 800 PROPANE is also designed to follow the ground for effective and consistent performance.

TECHNICAL DATA	
Europe	USA
Motor: Kawasaki FX752	Motor: Kawasaki FX752
Motor power: 18,5 kW	Motor power: 18,5 kW
Propane tank: P11	Propane tank: 9 kg / 20lbs
Grinding speed: 600-960 rpm	Grinding speed: 600-960 rpm
Grinding disc: 3 x 240 mm / 3 x 9,3"	Grinding disc: 3 x 240 mm / 3 x 9,3"
Grinding width: 800 mm / 32"	Grinding width: 800 mm / 32"
Weight: 440 kg / 1036 lbs.	Weight: 440 kg / 1036 lbs.
Water tank: 22 liter	Water tank: 22 liter
Other: CE-marking	Other: CE-marking



### SCANDUST 1300

ScanDust 1300 is known for its good suction performance and high reliability. The cyclone separates rough material before any filter is charged. The main filter package consists of washable and durable fabric filter socks. Absolute filters take care of the small health hazardous particles, the filters are of type H13 (HEPA classification). To achieve maximum suction capacity is ScanDust 1300 equipped with filter cleaning, called Jetpuls.

To handle the sucked up material the smart solution Longopac is used. Longopac is a bag system consists of 20 meters folded hose, which gives about 25 pc dust free bag changes. ScanDust 1300 is also equipped with outlets for grinding machines with an engine capacity of up to 1200 W.

#### TECHNICAL DATA

Motor power: 12,6 kW  
 Suction capacity: 210 m3/h  
 Vacuum: 22 kPa  
 Finefilter: Polyester  
 Hepafilter: H13  
 Jetpuls: Yes  
 Measure: 68x38x120 cm / 27"x 15"x 47"  
 Weight: 27 kg / 59 lbs.

### SCANDUST 3600

The ScanDust 3600 is a very good and useful industrial vacuum cleaner entirely made of steel. This vacuum cleaner is a good option for our SC500 and SC650. This industrial vacuum cleaner performs as best with SC500 as the combination contributes to a completely dust-free environment.

This Industrial vacuum cleaner uses the Jet-Pulse cleaning system that pulses the filters to keep them clean. This model is also equipped with a filter indicator that informs the user that it is time to clean the filter.

ScanDust 3600 takes advantage of the Longopac bagging system, which makes managing dust very easy and efficient. With the Longopac system you will get 20m/60ft of folded plastic bag that gives you about 25 dust free changes. The ScanDust 3600 is equipped with 3 motors with separate switches, this to limit start current but also to match the availability of fuses. The machine is safe and user-friendly and is equipped with powerful puncture-free wheels that do not leave any marks behind.

#### TECHNICAL DATA

Voltage: 230 V 1~  
 Motor power: 3,6 kW  
 Current: 16 Amp  
 Max airflow: 500 m3/h  
 Max vacuum: 300 mbar  
 hose: 10 X Ø50mm  
 Inlet: Ø50mm  
 Primary Filter: Polyester filter bag 3.6 m2 99.5%  
 Micro filter: 2.7 m2 (3x0.9 m2) 99.95%  
 Sound level: 85 dB(A)  
 Dimensions: 970 x 580 x 13790 mm  
 Weight: 90 kg  
 Frequency: 50 Hz / 60 Hz  
 Filter Cleansing: Semi-automatic Jetpuls



### SCANDUST 2900

The dust collector Scan Dust 2900 (SD 2900) is a great option for all of our smaller grinders; Scanmaskin 18 up to SC500 PD. SD 2900 is a versatile and efficient dust collector, known for its high reliability and performance. The cylindrical design functions as a pre-separator, causing heavy particulate to separate from the fine dust. This allows the heavy particles to immediately drop into the bottom of the cyclone, bypassing the filters completely, which increasing filter life and suction performance.

The SD 2900 is equipped with the efficient Jet-Pulse system that pulses the filters in order to keep them clean. The SD 2900 uses sock filters, which can easily be washed in order to prolong filter life. There is also a main filter option; a traditional cartridge filter that could be better when e.g. working on hardwood floors. The main filter cassette can easily be changed to fit the cartridge filters. In addition the SD 2900 is equipped with two HEPA 13 filters that takes care of insanitary particles

The SD 2900 takes advantage of the Longopac bagging system, which makes managing dust very easy and efficient. With the Longopac system you will get 20m of folded plastic bag that gives you about 25 dust free changes.

For smoother transport and storage the SD2900 is equipped with gas springs that makes it easy to adjust the height of the machine to minimize its size.

#### TECHNICAL DATA

Motor power: 2,8 kW	Hepafilter: H13
Voltage: 220-240 V~/ 110 V~	Filter cleansing: semi-automatic
Current: 10 Amp.	Measure: 56x80x130 cm / 22"x 31,5"x 51"
Frequency: 50Hz/ 60 Hz	Measure transport mode: 112 cm / 44"
Max airflow: 420 m3/h	Weight: 30 kg / 66 lbs.
Max vacuum: 230 mbar	
Floor nozzle: 450 mm / 18"	
Sound level: 65 dB (A)	

### SCANDUST 8000 / SCANDUST 6000 SEPARATOR

ScanDust 8000 is one of our latest additions among Industrial Vacuum Cleaners. This is our most powerful vacuum cleaner and it fits our major machines, Scanmaskin 650 and upwards. Due to the machine's design and filter area, the suction capacity is very good. ScanDust 8000 is safe and easy to operate. The machine is equipped with automatic phase shift, which always starts in the right direction.

This Industrial vacuum cleaner uses the Jet-Pulse cleaning system that pulses the filters to keep them clean. The machine is also equipped with Hepa filter (H13 filter) which take care of harmful silica particles. In order for you, as a user, to avoid constant supervision, the machine is equipped with a filter indicator that informs the user that it is time to clean the filter

ScanDust 8000 takes advantage of the Longopac bagging system, which makes managing dust very easy and efficient. With the Longopac system you will get 20m/60ft of folded plastic bag that gives you about 25 dust free Changes. ScanDust 8000 has powerful and puncture-free wheels that do not leave marks behind. The machine also has lockable front wheels that simplify transport and work on uneven Surfaces.

ScanDust Pre-separator 6000 is a great addition to ScanDust 8000 to achieve an optimal result. ScanDust Separator 6000 separates up to 90% of the dust particles. This means that the filters in ScanDust 8000 does not need to be cleaned as often and even gets a longer life. Additionally, air flow is kept higher for a long time. ScanDust pre-separator 6000 is supplied with a 3 m long hose for connecting to industrial vacuum cleaner.



#### TECHNICAL DATA

Voltage: 400 V 3~  
 Motor power: 5,5 kW  
 Current: 16 Amp  
 Max airflow: 530 m3/h  
 Max vacuum: 300 mbar  
 hose: 10m x Ø76mm / 10m x Ø50mm  
 Inlet: Ø 76mm Primary Filter:  
 Polyester filter bag 2.1 m2 99.5%  
 Micro filter: 3.4 m2 (2x1.7 m2) 99.95%  
 Sound level: 74 dB(A)  
 Dimensions: 1120x735x1600 mm  
 Weight: 215 kg  
 Frequency: 50 Hz / 60 Hz  
 Filter Cleansing: Semi-automatic Jetpuls



**100500 CONCRETE TEST KIT**

Make your tool selection easier with Mohs hardness test. Soft diamonds on soft concrete is not a good combination. No hard diamonds on hard concrete. The concrete test kit helps you determine the hardness of the concrete and makes your choice of tools easier. With the right tools you increase the productivity and tool life.



**592086 TWIN TIGER**

Twin Tiger is a very aggressive tool used for tearing off thick coatings from hard surfaces. With the tool Twin Tiger you can tear away coatings up to 7 mm when using the larger floor grinding models such as SC 650 and up to our SC 1000 RC.

9 pcs / set



**592080 TIGER GOLD**

Tiger Gold is an aggressive tool used for stripping away coatings up to 7 mm. One can usefully combine Tiger Gold with other grinding tools, such as SCXXX black or blue if you want to relieve the pressure on the surface and / or get a grind effect while you strip away the coating. This tool is best suited for our large machines, SC 650 up to SC 1000 RC.

9 pcs / set



**521100 BUSH HAMMER**

If you want to create a really rough surface with your grinding machine (SC 650 and up to SC 1000 RC), you can use Bush Hammer. The result can be compared to the surface after using a milling machine (scarifier) or a blasting machine.

3 pcs / set



**592043 PIRANHA**

Piranha is a very useful tool when removing thin coatings from concrete surfaces, up to 3 mm. It works very well in the removal of paint, flake flooring, glue residue and carpet remnants, etc. Piranha removes the coating with the least possible impact on the surface beneath the coating. Note that porous and "soft" concrete can wear on the tool.

9 pcs / set



**592078 BAUTA CRUSH**

BAUTA Crush is a diamond tool with large PCD Chips. The tool is very effective and aggressive in the removal of floor coverings, as well as when milling concrete.

9 pcs / set



**592081 TIGER GOLD MK**

Tiger Gold WH is an aggressive tool used to strip away coatings up to 7 mm. One can combine Tiger Gold WH with other grinding tools, such as SCXXX black or blue if you want to relieve the pressure on the surface and / or get a grinding effect while you strip away the coating. This tool is best suited to our large machines, SC 650 up to SC 1000 RC.

9 pcs / set



**592013 TIGER SILVER**

Tiger Silver is an aggressive tool used for stripping away coatings up to 4 mm. One can usefully combine Tiger Silver with other grinding tools, such as SCXXX black or blue if you want to relieve the pressure on the surface and / or get a grinding effect while you strip away the coating. This tool is best suited to our smaller machines, SC330 up to 500.

9 pcs / set



**592370 RAZORBACK SILVER**

Razorback Silver is a very useful tool for removing thin coatings up to 3 mm. Works great for removing paint, flake flooring, adhesive residue, carpet remnants, etc. Razorback Silver removes coating while grinding the surface.

9 pcs / set



**592378 SINGLE ROUNDON CRUSH**

With Single Round On you grind cheap and efficiently. With the Single model you increase the grinding pressure, which is ideal for our smaller machines. It is also an excellent tool for rental business.

9 pcs / set



**592380 SINGLE ROUNDON TIGER**

With Single Round On you grind cheap and efficiently. With the Single model you increase the grinding pressure, which is ideal for our smaller machines. It is also an excellent tool for rental business.

9 pcs / set



## BAUTA DOUBLE

Bauta Double is our premium series of diamond tools that give you more diamond for your money. It's efficient and high quality grinding tools in a wide range of grit sizes and hardness's to suit your needs.



### BAUTA DOUBLE SILVER #8/11

This is a tool with very rough diamonds to coarse grind / tearing a surface to be grind clean of casting skin or coating.



### BAUTA DOUBLE BLACK #14/16

This is a tool with rough diamonds for coarse grinding of the surface. It is very appropriate tool to use before one should coat the surface with putty, thermoset coatings or tile etc.



### BAUTA DOUBLE RED #100/120

Bauta Double Red is a very fine grinding step. This tool is sometimes used between the Green and White or as a grinding step for finer grinding of concrete, terrazzo or natural stone.



### BAUTA DOUBLE WHITE #150

The tool provides a very fine surface. We recommend grinding with Bauta double White, as a second step in our system for polished concrete. Bauta Double white is also used to grind natural stone, both wet and dry.



### BAUTA DOUBLE YELLOW #200

This tool is used if you want to add a grinding step to our Scan Combifloor system in order to increase the life of the plastic bond polishing tools. The Bauta Double Yellow is great to use when grinding natural stone, both wet and dry.



### BAUTA DOUBLE BROWN #20/25

This is a tool with rough diamonds for coarse grinding of the surface. It is very appropriate tool to use before one should coat the surface with putty, thermoset coatings or tile etc.



### BAUTA DOUBLE BLUE #30/40

This is a tool for fine grinding prior to painting or applying thin coatings.



### BAUTA DOUBLE GREEN #60/80

This tool provides a very fine and smooth surface. The tool is suitable for grinding with before applying laquer or before applying other very thin surface protection. Bauta Double Green is also our first step shiny concrete floors.

## HARDNESS INDEX

Every color of each tool comes in different hardnesses.

## BAUTA DOUBLE

SCSSSS:	Special diamond tool
SCSSS:	Extremely soft diamond tool for concrete floors with a glossy hard surface.
SCSS:	Extra soft diamond tool for extra hard concrete.
SCS:	Soft diamond tool for hard concrete
SCM:	Medium hard diamond tool for fast cutting of normal concrete.
SCL:	Hard diamond tool for normal concrete (longer diamond life)
SCX:	Extra hard diamond tool for soft concrete and filler remnants.
SCXX:	Very hard diamond tool for rain damaged concrete and rough concrete surfaces.
SCXXX:	Extremely hard diamond tool for newly cast concrete.
SCXXXX:	Special diamond tool.

## ROUNDON

With RoundOn, you grind efficient at low cost. RoundOn has a longer life and is more effective than cheaper alternatives. The 3-segment design means more grinding surface for faster grinding and the round shape minimizes damage to tools and machine.

Other benefits include:

- Convenient color-coding to easily distinguish between the grit sizes of the grinding tools.
- Superior bond for maximum productivity
- Installed quickly and easily in our grinding systems.
- Fully compatible with all ScanCombiflex machines.



### ROUNDON BLACK #14/16

This is a tool with rough diamonds for coarse grinding of the surface. The tool is very good to use before coating the surface with putty, thermoset coatings or tiles.

<b>592306</b>	SCSS	9 pcs / set
<b>592300</b>	SCS	9 pcs / set
<b>592301</b>	SCM	9 pcs / set
<b>592302</b>	SCX	9 pcs / set
<b>592303</b>	SCXX	9 pcs / set



### ROUNDON BLUE #30/40

This is a tool for fine grinding prior to painting or applying thin coatings.

<b>592316</b>	SCSS	9 pcs / set
<b>592310</b>	SCS	9 pcs / set
<b>592311</b>	SCM	9 pcs / set
<b>592312</b>	SCX	9 pcs / set
<b>592313</b>	SCXX	9 pcs / set

## SINGLE ROUNDON

With Single Round On you grind cheap and efficiently. With the Single model you increase the grinding pressure, which is ideal for our smaller machines. It is also an excellent tool for rental business.



### SINGLE ROUNDON BLACK #14/16

This is a tool with rough diamonds for coarse grinding of the surface. The tool is very good to use before coating the surface with putty, thermoset coatings or tiles.

<b>592713</b>	SCS	9 pcs / set
<b>592714</b>	SCM	9 pcs / set
<b>592716</b>	SCX	9 pcs / set
<b>592717</b>	SCXX	9 pcs / set



### SINGLE ROUNDON BROWN #20/25

This is a tool with rough diamonds for coarse grinding of the surface. It is very appropriate tool to use before one should coat the surface with putty, thermoset coatings or tile etc.

<b>592723</b>	SCS	9 pcs / set
<b>592724</b>	SCM	9 pcs / set
<b>592726</b>	SCX	9 pcs / set
<b>592727</b>	SCXX	9 pcs / set



### ROUNDON GREEN #60/80

This tool provides a very fine and smooth surface. RoundOn Green is suitable for use before applying lacquer or before applying very thin coating.


<b>592326</b>	SCSS	9 pcs / set
<b>592320</b>	SCS	9 pcs / set
<b>592321</b>	SCM	9 pcs / set
<b>592322</b>	SCX	9 pcs / set
<b>592323</b>	SCXX	9 pcs / set



### ROUNDON WHITE #150

This tool is the softest binding of RoundOn tools and gives a very fine and smooth surface.


<b>592336</b>	SCSS	9 pcs / set
<b>592330</b>	SCS	9 pcs / set
<b>592331</b>	SCM	9 pcs / set
<b>592332</b>	SCX	9 pcs / set
<b>592333</b>	SCXX	9 pcs / set



### SINGLE ROUNDON BLUE #30/40

This is a tool for fine grinding prior to painting or applying thin coatings.

<b>592733</b>	SCS	9 pcs / set
<b>592734</b>	SCM	9 pcs / set
<b>592736</b>	SCX	9 pcs / set
<b>592737</b>	SCXX	9 pcs / set



### SINGLE ROUNDON GREEN #60/80

This tool provides a very fine and smooth surface. Single RoundOn Green is suitable for use before applying lacquer or before applying very thin coating.

<b>592743</b>	SCS	9 pcs / set
<b>592744</b>	SCM	9 pcs / set
<b>592745</b>	SCX	9 pcs / set
<b>592746</b>	SCXX	9 pcs / set



### SINGLE ROUNDON WHITE #150

This tool is the softest binding of Single RoundOn tools and gives a very fine and smooth surface.

<b>592763</b>	SCS	9 pcs / set
<b>592764</b>	SCM	9 pcs / set
<b>592765</b>	SCX	9 pcs / set
<b>592766</b>	SCXX	9 pcs / set

## ROUND RAP

Round Rap is an extremely soft diamond tool that can be used for grinding really hard concrete floors and concrete floors with glossy surface. High quality diamonds and unique binder gives Round Rap quick, effective and sustainable results. Round Rap is available in four sizes; black and blue, green and white.



**ROUND RAP BLACK #14/16**

**592200** SCS 9 pcs / set



**ROUND RAP BLUE #30/40**

**592210** SCS 9 pcs / set



**ROUND RAP GREEN #60/80**

**592220** SCS 9 pcs / set



**ROUND RAP WHITE #150**

**592230** SCS 9 pcs / set

## PINK EXPRESS #30/40



**PINK EXPRESS #30/40**

Pink Express is specifically designed to quickly and efficiently grind through the toughest surfaces.

**592585** 9 pcs / set

## STEEL GRINDING



**592480 STEEL RIP**

Steel Rip works well to remove thick screeds, coatings on steel decks.

9 pcs / set



**592419 STEEL GRIND**

Steel Grind is a tool designed for use in grinding steel surfaces.

9 pcs / set



**592470 STEEL RIP & GRIND**

Steel Rip & Grind is a tool that is specifically designed to strip away coatings and / or pitting of steel surfaces.

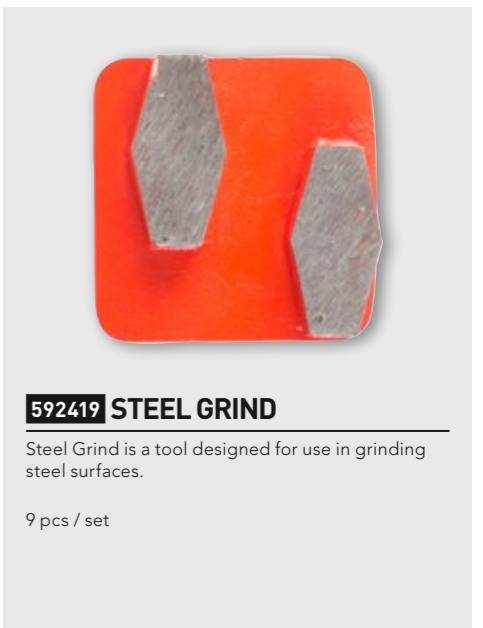
9 pcs / set



**592450 BIG BAUTA**

BIG BAUTA is a tool specifically developed for steel and works very well, for example, grinding steel studs on the ship deck. BIG BAUTA is adapted for our larger machines and extremely durable.

9 pcs / set



### RDC

This is our original tool for polishing concrete (including terrazzo). RDC is a cheaper alternative than RDC MAX, but have a shorter life. RDC is best suited to our grinders SC 330, SC 450, SC 450 NS, SC 500, SC 500 PD.




**593030 RDC GREY #50**

9 pcs / set



**593033 RDC BLACK #100**

9 pcs / set



**593034 RDC BLUE #200**

9 pcs / set



**593035 RDC RED #400**

9 pcs / set




**593036 RDC WHITE #800**

9 pcs / set



**593037 RDC YELLOW #1500**

9 pcs / set



**593038 RDC GREEN #3000**

9 pcs / set

### RDC MAX

This is our most efficient and cost-effective choice when polishing concrete (including terrazzo). RDC Max is a polishing tool with a long life that gives high gloss on the finished polished floor. RDC Max can be used dry and is best suited to our grinders SC 650, SC 700 RC, SC 1000 RC.



**RDC MAX**



**593040 RDC MAX GREY #50**

9 pcs / set



**593041 RDC MAX BLACK #100**

9 pcs / set



**593042 RDC MAX BLUE #200**

9 pcs / set



**593043 RDC MAX RED #400**

9 pcs / set



**593044 RDC MAX WHITE #800**

9 pcs / set



**593045 RDC MAX YELLOW #1500**

9 pcs / set



**593046 RDC MAX GREEN #3000**

9 pcs / set

## LUTEUS

### LUTEUS

Luteus is a hybrid tool that works well for dry polishing of a number of different floors and coatings. It can be used for dry polishing of for example concrete and plaster products and is also a good option when it comes to easier renovation of terrazzo floors. Used only in dry grinding. The tool is easy to apply to our machines, and has a good durability and flexibility.




523501	LUTEUS POLISHING DISC 7"/180mm #50	3 pcs/ set
523502	LUTEUS POLISHING DISC 7"/180mm #100	3 pcs/ set
523503	LUTEUS POLISHING DISC 7"/180mm #200	3 pcs/ set
523504	LUTEUS POLISHING DISC 7"/180mm #400	3 pcs/ set
523505	LUTEUS POLISHING DISC 7"/180mm #800	3 pcs/ set
523506	LUTEUS POLISHING DISC 7"/180mm #1500	3 pcs/ set
523507	LUTEUS POLISHING DISC 7"/180mm #3000	3 pcs/ set
523511	LUTEUS POLISHING DISC 8,5"/210mm #50	3 pcs/ set
523512	LUTEUS POLISHING DISC 8,5"/210mm #100	3 pcs/ set
523513	LUTEUS POLISHING DISC 8,5"/210mm #200	3 pcs/ set
523514	LUTEUS POLISHING DISC 8,5"/210mm #400	3 pcs/ set
523515	LUTEUS POLISHING DISC 8,5"/210mm #800	3 pcs/ set
523516	LUTEUS POLISHING DISC 8,5"/210mm #1500	3 pcs/ set
523517	LUTEUS POLISHING DISC 8,5"/210mm #3000	3 pcs/ set

523521	LUTEUS POLISHING DISC 9,5"/240mm #50	3 pcs/ set
523522	LUTEUS POLISHING DISC 9,5"/240mm #100	3 pcs/ set
523523	LUTEUS POLISHING DISC 9,5"/240mm #200	3 pcs/ set
523524	LUTEUS POLISHING DISC 9,5"/240mm #400	3 pcs/ set
523525	LUTEUS POLISHING DISC 9,5"/240mm #800	3 pcs/ set
523526	LUTEUS POLISHING DISC 9,5"/240mm #1500	3 pcs/ set
523527	LUTEUS POLISHING DISC 9,5"/240mm #3000	3 pcs/ set

## WOD - WET OR DRY

### WOD - WET OR DRY

What is our unique system, which makes it possible to grind and polish new and old natural stone floors, both with and without water. It is a simple and fast grinding and polishing system that gives high gloss natural stone floors. WOD discs are attached to the ScanCombiflex machine using a special Velcro cushion. The WOD system is simple and results in an excellent polishing of all types of natural stone floors.



## SCANPAD DANCERS

### SCANPAD DANCERS

ScanPad Dancer is our efficient and easy to use diamond impregnated pads for polishing and maintenance of shiny floors. You can easily maintain different types of flooring such as industrial flooring, terrazzo, natural stone and vinyl flooring. ScanPad Dancers can be used at the end of our polishing system Scan Combifloor for shiny concrete floors. ScanPad Dancer is available in four different grits: Red No. 1, No. 2 Blue, Yellow No. 3, No. 4 Green.



### 594009 SC-SHINE™

SC-Shine™ provides a high gloss, protective finish, makes the floor resistant to stains and reduces maintenance of the surface without the costs and preparation as other coatings. It also provides a dust-protected area. It is a cosmetic finish that can replace wax and acrylic sealant. SC-Shine™ gives a similar look like a wax finish, but requires very little maintenance in comparison with a wax finish.

#### Use of SC-Shine™:

1. Grind according to instructions.
2. Clean the surface thoroughly.
3. Work the SC-Shine™ in a thin layer of the floor surface with a microfiber cloth. The appropriate amount is about 0.02 liters per sq.m.
4. Wait until the SC-Shine™ has been absorbed and the surface is completely dry. Usually the drying time is about 20 minutes up to an hour, depending on temperature and humidity.

5 litres / can



### 594010 SC-PROOF™

SC-Proof™ is intended for use in both new and old concrete for impregnation and hardening of the surface. The product is also used to reduce dust on industrial floors, parking spaces and storage areas.

SC-Proof™ is a user-friendly product that increases the durability of the concrete surface. You get a concrete surface that is easy to maintain and is resistant to abrasion, acid attacks, spills of oil and grease, while minimizing marks from black rubber wheels. SC-Proof™ is an environmentally friendly product that does not emit emissions and is not flammable.

#### Use of SC-Proof™:

1. Grind according to instructions.
2. Clean the surface, as it is free from dirt, dust, water, paint and oil. The temperature of the surface should be above + 5 ° C.
3. Apply a covering film of about 0.1-0.2 liters / layer / sq m, with a low-pressure spray, or pour out the SC-Proof™ liberally and spread evenly with a soft brush.
4. Allow hardening for a few hours.
5. When the surface is completely dry, repeat the application of SC-Proof™.
6. Walk able surface is within about 2-4 hours. Wait about two days before the standing water is permitted.

10 litres / can

### 594011 SC CLOSE

SC-Close is our "pour filler". This is a perfect binder to your grouting process of filling the pores in the concrete floor (and in concrete terrazzo).

SC-Close can be used in different ways, but the best result is when we grout the floor in following procedure:

1. Grind the floor with our Green tools, like BAUTA GREEN and then vacuum the surface carefully.
2. Mix the SC-Close with concrete dust from your grinding process (should be "clean" concrete dust without and residues) it is also possible to use cement-powder instead of concrete dust. (If you will use cement powder instead, you change one of the litres of water in the mixtures of 25-kilo powder to SC-Close). When you mix SC-Close to concrete dust, you mix it until you get a quite easy "floating" slurry. Use a "rubber squeezer" to apply the slurry on the floor in a thin layer, just to fill up the pores. Let it dry for approx. 10-12 hours.
3. Grind the floor again with Green tools, BAUTA GREEN and then vacuum the surface carefully.
4. Spray SC-Proof on the surface and let it cure for 10 hours before your next step of grinding.

10 litres / can



**SCANMASKIN**  
MACHINES—MINERALS—KNOW-HOW

# WORLD CLASS GRINDING MACHINES

BUILT FOR SMALL AND BIG SURFACES




# GRINDING GUIDE

## REMOVAL WORK OF OLD COATINGS UP TO 7 MM (0,28 IN)

To this we recommend that our larger grinding machines be used. ScanCombiflex 650 up to ScanCombiflex 1000 RC.

**Step 1.** Use the tool Twin Tiger alternatively Tiger Gold.

**Step 2.** To remove scratches after the Tiger tool we recommend you use the tool Bauta Double Black.



Twin Tiger

Tiger Gold



Bauta Double Black #14/16

## REMOVAL WORK OF OLD COATINGS UP TO 4 MM (0,16IN)

For this, we recommend that you use one of our smaller grinding machines, from SC 330 up to SC 500 PD.

**Step 1:** Use the tool Tiger Silver alternatively Piranha.

**Step 2.** To remove scratches after Tiger tool, we recommend that you use the tool Bauta Double Black.



Tiger Silver

Piranha



Bauta Double Black #14/16

## FLOOR PREPARATION BEFORE APPLYING NEW COATING

Here we recommend that you use the tool Bauta Double Blue, if you have really hard concrete, we recommend Round Rap Blue.



Bauta Double Blue #30/40

Round Rap Blue #30/40

## FLOOR PREPARATION BEFORE NEW COATING THICKER THAN 0,5 MM (0,02IN)

Here we recommend that you use the tool Bauta Double Black, for really hard concrete use Round Rap Black.

If you want to create a really rough surface with your grinding machine (SC 650 - SC 1000 RC), you can use the Bush Hammer tool. The result can be compared to the surface after using a milling machine (scaryfier) or a blasting machine.



Bauta Double Black #14/16

Round Rap Black #14/16



Bush Hammer

## SCAN COMBIFLOOR

Scan Combifloor is a complete concept for polishing concrete. You grind the concrete with reliable and well-tested method specially developed for Scanmaskin high quality products. The result is a floor that is of very high quality, both functionally and visually.



## VERSION STANDARD 4 STEPS

Version Standard is the first grind and polishing system in the Scan Combifloor concept.

**Step 1.** Grind the concrete surface with Bauta Double Green until you have removed the top layer of concrete and produced as much visible stone you want and can. Vacuum then the surface thoroughly.

Impregnate the concrete surface with SC-Proof™, as follows:

A: Clean the surface. The temperature of the surface should be above + 5 ° C.

B: Apply a sealing film, about 0.1-0.2 liters per square meter with a low-pressure sprayer.

C: Let harden for a few hours.

D: When the surface is completely dry, repeat step B

E: Wait approximately 2-4 hours before going on to the next grinding step.

**Step 2.** Use Bauta Double White and grind thoroughly to remove scratches. Vacuum then the surface thoroughly.

**Step 3.** To remove scratches from step 2, grind thoroughly with the RDC Black. Vacuum then the surface thoroughly.

**Step 4.** To remove scratches from step 3, grind with the RDC Blue. Vacuum then the surface thoroughly.

Impregnate the concrete surface with SC Shine™ as follows:

A: Clean the surface.

B: Working in SC-Shine™ on the floor surface in a thin layer with a micro-fiber cloth, about 0.02 liters per square meter.

C: Wait until the surface is completely dry before proceeding to the next step. The absorption time is about 20 minutes depending on temperature and humidity.

Put on ScanPad Dancer No. 3 Yellow on your clean grinder or a high-speed machine and polish the surface.

Impregnate the concrete surface again with SC-Shine™ as follows:

A: Clean the surface.

B: Working in SC-Shine™ on the floor surface in a thin layer with a micro-fiber cloth, about 0.02 liters per square meter.

C: Wait until the surface is completely dry before proceeding to the next step. The absorption time is about 20 minutes depending on temperature and humidity.

Put on ScanPad Dancer No. 4 Green on your clean grinder or a high-speed machine and polish the surface.

The floor is now ready for use.

If you during the first 7 days keep the floor dry and after that use ScanPad Dancer No. 4 Green with your disc machine the floor will stay shiny and new. You add water only when you use ScanPad Dancer for maintenance of the floor. No cleaning liquid is needed.




Bauta Double Green #60/80




SC-Proof™



Bauta Double White #150



RDC Black #100



RDC Blue #200



SC-Shine™



ScanPad Dancer Yellow



ScanPad Dancer Green





## VERSION MEDIUM 5 STEPS

Version Medium is the middle grinding and polishing system in the Scan Combifloor concept. Select Version Medium when you want a little more durable flooring with a higher gloss.

**Step 1.** Sand the concrete surface with Bauta Double Green until you have removed the top layer of concrete and produced as much visible stone you want and can. Vacuum then the surface thoroughly.

Impregnate the concrete surface with SC-Proof™, as follows:

- A: Clean the surface. The temperature of the surface should be above + 5 ° C.
- B: Apply a sealing film, about 0.1-0.2 liters per square meter with a low-pressure sprayer.
- C: Let harden for a few hours.
- D: When the surface is completely dry, repeat steps B
- E: Wait approximately 2-4 hours before going on to the next grinding step.

**Step 2.** Use Bauta Double White and grind thoroughly to remove scratches. Vacuum then the surface thoroughly.

**Step 3.** To remove scratches from step 2, grind thoroughly with the RDC Black. Vacuum then the surface thoroughly.

**Step 4.** To remove scratches from step 3, grind thoroughly with the RDC Blue. Vacuum then the surface thoroughly.

**Step 5.** Grind the concrete surface thoroughly with the RDC Red. Vacuum then the surface thoroughly. Impregnate the concrete surface with SC Shine™ as follows:  
 A: Clean the surface.  
 B: Working in SC-Shine™ on the floor surface in a thin layer with a micro-fiber cloth, about 0.02 liters per square meter.  
 C: Wait until the surface is completely dry before proceeding to the next step. The absorption time is about 20 minutes depending on temperature and humidity.

Put on ScanPad Dancer No. 3 Yellow on your clean grinder or a high-speed machine and polish the surface.

Impregnate the concrete surface again with SC-Shine™ as follows:

- A: Clean the surface.
  - B: Working in SC-Shine™ on the floor surface in a thin layer with a micro-fiber cloth, about 0.02 liters per square meter.
  - C: Wait until the surface is completely dry before proceeding to the next step. The absorption time is about 20 minutes depending on temperature and humidity.
- Put on ScanPad Dancer No. 4 Green on your clean grinder or a high-speed machine and polish the surface.

The floor is now ready for use.

If you during the first 7 days keep the floor dry and after that use ScanPad Dancer No. 4 Green with your disc machine the floor will stay shiny and new. You add water only when you use ScanPad Dancer for maintenance of the floor. No cleaning liquid is needed.




Bauta Double Green #60/80




SC-Proof™



Bauta Double White #150



RDC Black #100



RDC Blue #200



RDC Red #400



SC-Shine™



ScanPad Dancer Yellow



ScanPad Dancer Green



## VERSION EXCLUSIVE 7 STEPS

Version Exclusive is the third grinding and polishing system in the Scan Combifloor concept. Version Exclusive is select when you want a really tough floor of high resistance, for example, tire marks and dirt while keeping a very nice shine.

**Step 1.** Sand the concrete surface with Bauta Double Green until you have removed the top layer of concrete and produced as much visible stone you want and can. Vacuum then the surface thoroughly.

Impregnate the concrete surface with SC-Proof™, as follows:

- A: Clean the surface. The temperature of the surface should be above + 5 ° C.
- B: Apply a sealing film, about 0.1-0.2 liters per square meter with a low-pressure sprayer.
- C: Let harden for a few hours.
- D: When the surface is completely dry, repeat steps B
- E: Wait approximately 2-4 hours before going on to the next grinding step.

**Step 2.** Use Bauta Double White and grind thoroughly to remove scratches. Vacuum then the surface thoroughly.

**Step 3.** To remove scratches from step 2, grind thoroughly with the RDC Black. Vacuum then the surface thoroughly.

**Step 4.** To remove scratches from step 3, grind thoroughly with the RDC Blue. Vacuum then the surface thoroughly.

**Step 5.** Grind the concrete surface thoroughly with the RDC Red. Vacuum then the surface thoroughly.

**Step 6.** Grind the concrete surface thoroughly with the RDC White. Vacuum then the surface thoroughly.

**Step 7.** Grind the concrete surface thoroughly with the RDC Green. Vacuum then the surface thoroughly.

Impregnate the concrete surface with SC Shine™ as follows:

- A: Clean the surface.
- B: Working in SC-Shine™ on the floor surface in a thin layer with a micro-fiber cloth, about 0.02 liters per square meter.
- C: Wait until the surface is completely dry before proceeding to the next step. The absorption time is about 20 minutes depending on temperature and humidity.

Put on ScanPad Dancer No. 3 Yellow on your clean grinder or a high-speed machine and polish the surface.

Impregnate the concrete surface again with SC-Shine™ as follows:

- A: Clean the surface.
- B: Working in SC-Shine™ on the floor surface in a thin layer with a micro-fiber cloth, about 0.02 liters per square meter.
- C: Wait until the surface is completely dry before proceeding to the next step. The absorption time is about 20 minutes depending on temperature and humidity.

Put on ScanPad Dancer No. 4 Green on your clean grinder or a high-speed machine and polish the surface.

The floor is now ready for use.

If you during the first 7 days keep the floor dry and after that use ScanPad Dancer No. 4 Green with your disc machine the floor will stay shiny and new. You add water only when you use ScanPad Dancer for maintenance of the floor. No cleaning liquid is needed.




Bauta Double Green #60/80




SC-Proof™



Bauta Double White #150



RDC Black #100




RDC Blue #200



RDC Red #400



RDC White #800



RDC Green #3000



SC-Shine™



ScanPad Dancer Yellow



ScanPad Dancer Green



## VERSION MATTE 2 STEPS

The matte version of the Scan Combifloor does not give an equally polished surface as the other versions, but is likely to decrease dust collections.

**Step 1.** Sand the concrete surface with Bauta Double Green until you have removed the top layer of concrete and produced as much visible stone you want and can. Vacuum then the surface thoroughly.

Impregnate the concrete surface with SC-Proof™, as follows:

- A: Clean the surface. The temperature of the surface should be above + 5 ° C.
- B: Apply a sealing film, about 0.1-0.2 liters per square meter with a low-pressure sprayer.
- C: Let harden for a few hours.
- D: When the surface is completely dry, repeat steps B
- E: Wait approximately 2-4 hours before going on to the next grinding step.

**Step 2.** Use Bauta Double White and grind thoroughly to remove scratches. Vacuum then the surface thoroughly.

- A: Clean the surface.
- B: Working in SC-Shine™ on the floor surface in a thin layer with a micro-fiber cloth, about 0.02 liters per square meter.
- C: Wait until the surface is completely dry before proceeding to the next step. The absorption time is about 20 minutes depending on temperature and humidity.

Put on ScanPad Dancer No. 3 Yellow on your clean grinder or a high-speed machine and polish the surface.

Impregnate the concrete surface again with SC-Shine™ as follows:

- A: Clean the surface.
- B: Working in SC-Shine™ on the floor surface in a thin layer with a micro-fiber cloth, about 0.02 liters per square meter.
- C: Wait until the surface is completely dry before proceeding to the next step. The absorption time is about 20 minutes depending on temperature and humidity.

Put on ScanPad Dancer No. 4 Green on your clean grinder or a high-speed machine and polish the surface.

The floor is now ready for use.

If you during the first 7 days keep the floor dry and after that use ScanPad Dancer No. 4 Green with your disc machine the floor will stay shiny and new. You add water only when you use ScanPad Dancer for maintenance of the floor. No cleaning liquid is needed.



Bauta Double Green #60/80



Bauta Double White #150



ScanPad Dancer Yellow



SC-Proof™



SC-Shine™



ScanPad Dancer Green



## GRINDING OF GRANIT, MARBLE AND SANDSTONE

**Step 1.** If you need to start with grinding down the surface to remove deep scratches in the stone, you start to grind with Bauta Double White. This is a medium hard tool with very fine diamonds. It works fine to both dry and wet grind with this tool. When grinding granite, we recommend using water, or at least moisten the surface.

**Step 2.** After Step 1, we recommend you to grind with Bauta Double Yellow. This will eliminate the risk of any grind roses after Bauta Double White. It works fine to grind both wet and dry with Bauta Double Yellow. Always use water when grinding granite.

**Step 3/ Step 1.** Continue with WOD Grey. If grinding is not necessary, you start right away with the WOD Grey, which then becomes your first step. WOD Grey is a unique tool that makes both wet and dry polishing possible. When you polish granite, we recommend to always using water, or at least moistens the surface.

**Step 4./ Step 2.** Continue with WOD Black.

**Step 5./ Step 3.** Continue with WOD Blue.

**Step 6./ Step 4.** Continue with WOD Red.

**Step 7./ Step 5.** Continue with WOD White.

**Step 8. / Step 6.** Continue with WOD Yellow.

**Step 9./ Step 7.** Continue with WOD Green.

Impregnate the concrete surface with SC Shine as follows:

- A: Clean the surface.
- B: Working in SC-Shine™ on the floor surface in a thin layer with a micro-fiber cloth, about 0.02 liters per square meter.
- C: Wait until the surface is completely dry before proceeding to the next step. The absorption time is about 20 minutes depending on temperature and humidity.

Put on ScanPad Dancer No. 3 Yellow on your clean grinder or a high-speed machine and polish the surface.

Impregnate the concrete surface again with SC-Shine™ as follows:

- A: Clean the surface.
- B: Working in SC-Shine™ on the floor surface in a thin layer with a micro-fiber cloth, about 0.02 liters per square meter.
- C: Wait until the surface is completely dry before proceeding to the next step. The absorption time is about 20 minutes depending on temperature and humidity.

Put on ScanPad Dancer No. 4 Green on your clean grinder or a high-speed machine and polish the surface.

The floor is now ready for use.



Round Rap Green #60/80



Round Rap White #150



WOD POLISHING DISC  
240mm #50 GREY



WOD POLISHING DISC  
240mm #100 BLACK



WOD POLISHING DISC  
240mm #200 BLUE



WOD POLISHING DISC  
240mm #400 RED



WOD POLISHING DISC  
240mm #800 WHITE



WOD POLISHING DISC  
240mm #1500 YELLOW



WOD POLISHING DISC  
240mm #3000 GREEN



SC-Shine™



ScanPad Dancer Yellow



ScanPad Dancer Green



## GRINDING OF BRIDGES, GARAGES AND PARKING AREAS

For grinding bridges, garages and parking decks we recommend one of our larger grinders, as ScanCombiflex 650 up to ScanCombiflex 1000 RC. For the best and fastest results, we recommend one of our machines with radio control.

**Step 1.** Remove the old layer and grind out a clean concrete surface with Twin Tiger, Tiger Gold or Piranha.

**Step 2.** If you need to remove coarse scratches after using the Tiger tool, you can do it with the help of Bauta Double Black.



Twin Tiger



Tiger Gold



Piranha




Bauta Double Black #14/16

## GRINDING OF WOODEN BRIDGES

**Step 1.** Remove the old surface layer and work up a clean wood surface with the tool Scratch with claw.

**Step 2.** If you need to remove coarse scratches for the use of Scratch with claw you can do it with the help of Scratch Rough or Medium.



## GRINDING OF HARDWOOD FLOORS

For sanding wood and parquet flooring, we recommend Scanmaskin 18

Sanding wood floors.

Follow these steps to get optimal results; do not forget to vacuum the floor thoroughly between the different steps:

**Step 1.** If you need to remove the old flooring you should use the Scratch with claw.

**Step 2.** For rough sanding, smoothing and old wooden floors we recommend the tool scratch Rough. You do this even if you have to remove paint or varnish. The result is an even, clean floor.

**Step 3.** If you followed the previous steps, we recommend you to use the tool Scratch Medium before proceeding to the next step.

**Step 4. / Step 1.** If you already have a flat floor without any coating, this is your first step. Put on the Velcro holders and middle cushion, and then attach the sandpaper. Begin with sandpaper # 24 or # 40, it is always best to start with a fine sandpaper to optimize the grinding process.

**Step 5. / Step 2.** Continue and sand with sandpaper # 60

**Step 6. / Step 3.** Continue with sandpaper # 100

**Step 7. / Step 4.** Continue with sandpaper # 120



### SANDPAPER

Our sandpapers are available in these grits: #16, #24, #36, #40, #60, #80, #100, #120.



### SCANMASKIN FEROX 200 - SCARIFIER

With the Ferox 200 you can handle a variety of different jobs, everything from straight forward cleaning to the tricky removal of pavement markings. The compact size and the easy handling of the machine makes it perfect for carrying out precise work on small and medium surfaces, both outdoors and indoors. The drum can be fitted with various types of cutters. It takes about 5 minutes to change the drum. Enabling the Ferox 200 to work fast on a variety of different tasks.

#### TECHNICAL DATA

Weight: ca. 50-55 kg (110-121 lbs.)  
 Electrical power: 220-240 V ~ /50 Hz  
 Wattage: 1.5 kW  
 Working width: 200 mm (8")  
 Distance to wall: 54 mm (2")  
 Dimensions: 1100 x 365 x 970 mm



### SCANMASKIN FEROX 300 - SCARIFIER

Ferox 300 is a self-propelled large and powerful scarifier with big capacity to harvest large areas in a short time. With our Ferox 300 scarifier you can mill off the surface of uneven and heavily soiled concrete surfaces. You can also harvest and remove deposits on the surfaces of concrete or asphalt. Ferox 300 can remove cement-based masses, plastic-bonded coatings and smooth out concrete surfaces. Ferox 300 can also remove road markings and rubber residues at airports. Ferox 300 works well both indoors and outdoors. You can easily change the tools on our Ferox scarifier, it takes about 5 minutes. We have a wide range of different types of tools for different purposes to our Ferox machines.

#### TECHNICAL DATA

Weight: 280kg (600lbs.)  
 Electrical power: 380-480 V ~ /50 Hz or 60Hz  
 Motor power: 7.5 kW  
 Working width: 300 mm (12")  
 Distance to wall: 90 mm (3.5")  
 Dimensions: 1355 x 555 x 1090 mm



### 210000 BATTERY POWER TROWEL

Battery driven Trowel machine for epoxy-based coatings for floors with colored granules, and floor coverings of natural stone.

Included: Machine, handlebar, 1 trowel disc with a diameter of 500 mm, 20 trowelling blades (mounted), key for removing the trowel disc, 3 battery belts and 2 battery chargers.

#### TECHNICAL DATA

Motor power: 0,2 kW  
 Voltage battery: 24 V  
 Voltage battery charger: 1 x 230 V/ 1 x 110 V  
 Speed: 0-170/rpm  
 Work width: 475 mm / 19"  
 Weight: 14 kg / 31 lbs.  
 Measure: 50x100x50 cm / 19,7"x 40"x19,7"



### 220000 ELECTRIC POWER TROWEL MACHINE

Electric power float for epoxy-based coatings for floors with colored granules, and floor coverings made of natural stone.

Included: Machine, handlebar, 1 trowel disc with a diameter of 500 mm, 20 trowelling blades (mounted) and key for removing the trowel disc.

#### TECHNICAL DATA

Motor power: 0,2 kW  
 Voltage: 1 x 230 V/ 1 x 110 V  
 Speed: 0-170/rpm  
 Work width: 475 mm / 19"  
 Weight: 14 kg / 31 lbs.  
 Measure: 50x100x50 cm / 19,7"x 40"x19,7"

## BLADE OPTIONS

We have different blades for different applications for both the electric power trowel and the battery power trowel.

#### 230002 GREY PLASTIC

Made to be used on floor there you scatter the sand into the surface of a slurry and then trowel the surface to a smooth and nice surface.

#### 230000 COMPACT BLADES (MADE IN STEEL)

Made to be used on floor where you scatter the sand into the surface of slurry and then trowel the surface to a smooth and nice surface. Steel blades are faster than plastic, but the noise from the blades is higher and there is a risk that you will get thin "trowel-roses" in the surface when the floor is ready.

#### 230004 WHITE FLEX

Made to be used on when you mix the sand and epoxy to a mortar and bring the coating on the floor with a screedbox. Works also very good on scatter-system if you put a compact blade in steel behind each White flex.

#### 230001 STD-BLADES

Made to be used on when you mix the sand and epoxy to a mortar and bring the coating on the floor with a screed box.

#### 230003 STONE CARPET BLADES

Made to be used on "stone carpet floors", floors with stones in the size of 2-3 mm, 3-4 mm and 4-6 mm.



# SCANMASKIN

## MACHINES—MINERALS—KNOW-HOW

### SCANMASKIN SWEDEN AB

Head Office

Box 187

SE-437 22 Lindome, Sweden.

Phone: +46 (0)31-99 49 70

Fax: +46 (0)31-99 48 70

Email: [info@scanmaskin.com](mailto:info@scanmaskin.com)

Visiting address

Heljesvägen 10

SE-437 36 Lindome, Sweden.

[www.scanmaskin.com](http://www.scanmaskin.com)